

78.3%
tenured or on-track in 1969

However in 2009 only **33.5%** were tenured or on-track

Off the Track


The rising number of non-tenure-track faculty and what it means for students in our colleges and universities

Overall:
2/3
Off Tenure Track
(and growing)




=


Approx. 10,000 Faculty; Public+ Private Non-Profit 2+4 year colleges



33.5%
Tenured or On-Track



18.8%
Full-Time
Non-Tenure-Track



47.7%
Part-Time

Varies by subject/sector:
Education: 55%+
Humanities: 46%+
Social Sciences: 37%+
Community Colleges: Up to 80%

Approximate totals of instructional faculty based on available information from the National Center for Education Statistics 2008 Integrated Postsecondary Education Data System National Survey of Postsecondary Faculty surveys.

POOR
Working
Conditions

It's not JUST about tenure:

Part-time faculty in particular often experience



Few Resources

Often no office; few course resources; limited support



Limits on Time

May have multiple jobs; often no pay for work outside class



Less Pay/ Benefits

Up to 70%; less than full-time peers; often no benefit

What does all of this mean for students?

Non-tenure track faculty are often very committed to their students, but do not receive support to maximize their utility in instruction and are limited in their ability to have meaningful interactions with colleagues and students

Inaccessibility+ less interaction with students

=

Fewer transfers from 2 to 4 year colleges

Diminished graduation and retention rates

Lower GPAs and fewer attempted hours

Students feel the effects of policies that do not support a majority of the faculty

